

Famous Trains

model railway

Markeaton Park, Derby

A common model railway problem:

- **A twelve-coach OO-scale model express train is about 3.4 metres long (*ca.* 11 feet).**
- **The average UK house has no room big enough for such a train or long freight train to run realistically on a model railway and often loft space is cramped.**

A possible solution:

- Find a big enough building somewhere.
- Build a big OO-scale model railway in it.
- Share it with the general public.



A possible solution:

Late 2006:

- **Contact with DCC.**
- **Offered same building.**
- **Markeaton Park footfall over 1,000,000 annually.**

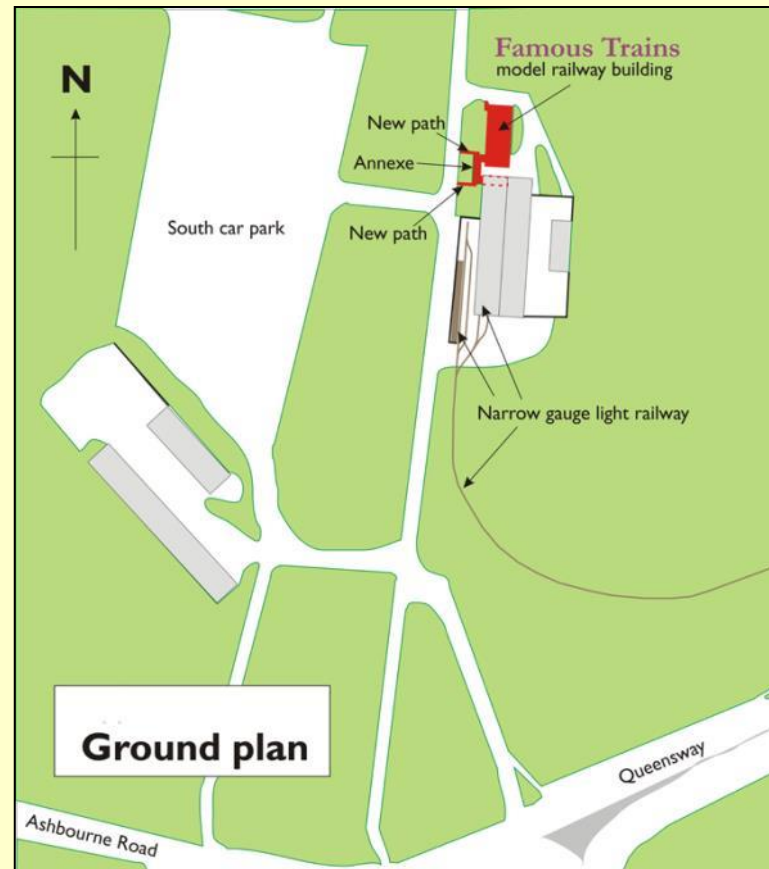
The building

- Council store
- 22m x 9m
- Annexe
- Used to be a
NAAFI



The building

Near main south
car park,
accessed off A38
from Burton and
A52 from
Ashbourne at
Markeaton
island





Famous Trains model railway

Who are we?

- Started off as a group of retired senior railway engineers and other professionals
- Now 60+ members, including 31 life members

Famous Trains' structure

- Constituted 1st August 2008
- Registered charity No. 1126173 from 6th October 2008
- Company registered in 2012
- Members belong to the charity
- Assets belong to the company which does all operations
- Good advice from Community Action Derby and our solicitor

Towards a building

Negotiations for a lease:

- DCC to continue to own building
- FT Ltd. to lease building
- FT Ltd. to upgrade and maintain building
- Lease to be 15 years
- Peppercorn rent

Towards a building

Estimates for building upgrade:

- Best was £156,000 from Bull Contracting near Ashbourne

Need for grants to pay for upgrade!



Community benefits

- Added attraction for park visitors
- Train volunteers in skills to build, maintain and operate model railway, some transferrable skills
- Involve schools in model-related projects: display results to public in our building

Community benefits

Educate visitors:

- **Derby as centre of Midland Railway**
- **Derby as train building centre from 1839 to date**
- **Rail's role in success of Derbyshire's limestone quarrying industry**
- **The Cromford & High Peak Railway**

The building

- Replaced asbestos cement roof
- Fully insulated walls, roof and floor
- New electrics and good lighting
- New emergency door
- Refurbished and repainted

The building

- Built new amenity rooms
- Laid new paths to entrances
- Prominent signing to tell people what we are
- Security

Funding

- **Big Lottery Fund**
- £50k
- **Biffa Award**
(landfill) - £50k
- **DCC grant** - £11k
- **Other funders**
- £40k



A real, big model railway



Accepted gift of a 40-foot-long model railway from Derek Chandley of Wilson near Melbourne in 2010. The model was based on Chinley in the 1950s.

Publicising Famous Trains

In 2012 we built our Darley Green exhibition model railway in five months.

Showed at public exhibitions.



Publicising Famous Trains

In 2013 we built our Factory model railway, also in five months and exhibited it. Now linked to Darley Green.



Publicising Famous Trains

We held competitions among local schools, with prizes for the winners



Building upgrade

**Bull Construction
UK Ltd. did a
great job on our
building upgrade
between July and
October 2013.**



Building upgrade

Light, warm and
very roomy model
railway room



Building opening

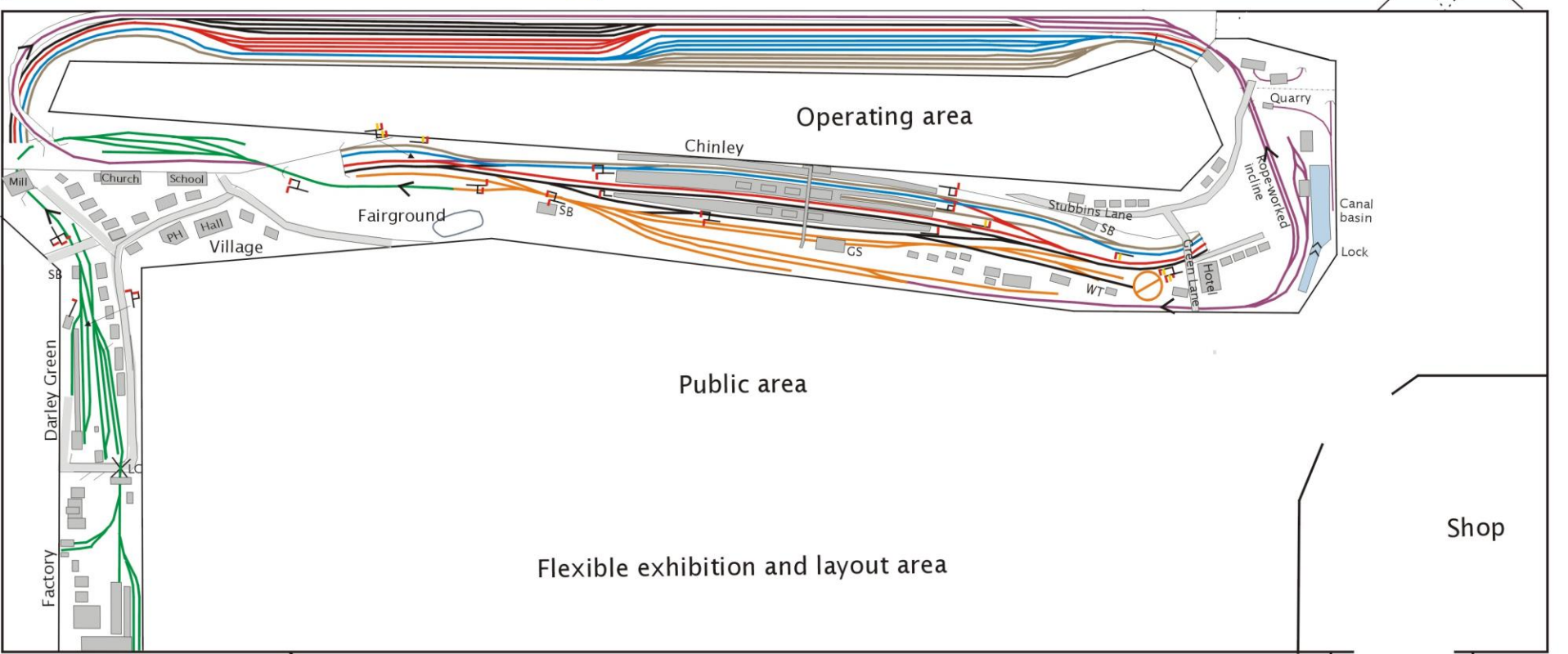
12th December
2013, the mayor of
the City of Derby,
Councillor Fareed
Hussain, opened
the building for
members' use.



The Chinley layout

- **OO-scale, 60ft x 16ft**
- **Based on Chinley station as it was in the 1950s-1960s, plus extras**
- **Four continuous main line tracks...**
- **...each with four train holding loops at back**
- **And much, much more!**

Famous Trains model railway Chinley layout plan



- Track 1
- Track 2
- Track 3
- Track 4
- Branch lines
- Freight yard
- Std. g. Quarry line
- N.g. quarry railway
- Direction uphill
- Miniature railway
- Colour light signals
- Semaphore signals

- SB = Signal box
- ES = Engine shed
- LC = Level crossing
- WT = Water tower
- GS = Goods shed
- PH = Public house
- PO = Post office

- Roads
- G = Gate

Approximate scale of drawing on A4 paper: 4mm = 1 foot
 Approximate scale of drawing on A3 paper: 5.7mm = 1 foot
 Scale of model: 1/76

Layout diagram: Chinley
 Revision: 17
 9th July 2020

The Chinley layout



Famous Trains model railway

The Chinley layout



The Chinley layout



Opened to the public from 2nd April 2014



Famous Trains model railway

Opened to the public from 2nd April 2014



Famous Trains model railway

Opened to the public from 2nd April 2014



Famous Trains model railway

Opened to the public from 2nd April 2014



Famous Trains model railway

Opened to the public from 2nd April 2014



Famous Trains model railway

Early progress with Chinley





Early progress with Chinley

Famous Trains model railway

Early progress with Chinley



Darley Green



Famous Trains model railway

Darley Green



Famous Trains model railway

The Hornby Dublo layout





The Hornby Dublo layout

Famous Trains model railway

Explaining railway history



More trains: Silver Jubilee



More trains: Coronation Scot



More trains: The Bournemouth Belle



Famous Trains model railway

More trains: 'Modern traction'



Famous Trains model railway

More trains: The Palatine



More trains: LMS 10000



More trains: InterCity 125



More trains: APT-E



More trains: Metropolitan 2-6-4T



Wartime Trains: Heavy freight with WD 2-8-0



Wartime Trains: Chinley



Busy day at Christmas 2015




Famous Trains model railway

Automation: Stopping trains at Chinley



Automation: Stopping trains at Chinley



Automation: Darley Green passenger shuttle



Automation: Darley Green passenger shuttle



Automation: What else?

Signals at Darley Green

- Operated when points set for passenger shuttles

Two trains in one loop

- One loop on each Chinley circuit
- As one train leaves the loop, the next moves up.
- Enabled up to eight trains to run on Chinley layout without operator involvement.

More model railways: O gauge L&SWR



Famous Trains model railway

More model railways: Hogwarts



Famous Trains model railway

More model railways:

- “Drive a train” layout (Hornby-Dublo)
- Push buttons for fairground, turntable, etc.
- Gauge 3 shuttle high on the wall



More model railways: Narrow gauge museum



Famous Trains model railway

More model railways: Darley Mills



More model railways: Croft Mills



More model railways: Chinley N gauge



More model railways: Gauge 3 shelf



Adding detail: Fairground and miniature railway



Adding detail: Darley Green village



Adding detail: Darley Green village



Adding detail: The farm



Adding detail: The Prince's Hotel





Extensions: The inclined plane



Extensions: Approach to the inclined plane


Extensions: The quarry



Extensions: The canal basin



Themes for Chinley OO: Chinley 1950s/1960s



Themes for Chinley OO: Chinley 1950s/1960s



Famous Trains model railway

Themes for Chinley OO: Chinley 1950s/1960s



Themes for Chinley OO: Chinley 1950s/1960s



Themes for Chinley OO: Chinley 1950s/1960s



Themes for Chinley OO: Famous Trains



Themes for Chinley OO: Famous Trains



Themes for Chinley OO: Famous Trains



Themes for Chinley OO: Famous Trains



Famous Trains model railway

Themes for Chinley OO: Famous trains



Famous Trains model railway

Themes for Chinley OO: Famous Trains



Famous Trains model railway

Themes for Chinley OO: Modern trains



Themes for Chinley OO: Modern trains



Themes for Chinley OO: Modern trains



Famous Trains model railway

Themes for Chinley OO: Modern trains



Famous Trains model railway

Themes for Chinley OO: Modern trains



Themes for Chinley OO: LMS and LNER



Themes for Chinley OO: LMS and LNER



Themes for Chinley OO: LMS and LNER



Famous Trains model railway

Themes for Chinley OO: LMS and LNER



Themes for Chinley OO: LMS and LNER



Themes for Chinley OO: LMS and LNER



Themes for Chinley OO: SR and GWR



More trains:

**The
Bournemouth
Limited**



Famous Trains model railway

Themes for Chinley OO: SR and GWR



Famous Trains model railway

Themes for Chinley OO: SR and GWR



Famous Trains model railway

Over 50,000 visitors



Famous Trains model railway

Operations

Push button operation:

- **Hogwarts railway**
- **Narrow gauge museum railway**
- **Miniature railway**
- **Fairground and windmill**
- **Quarry railway and inclined plane**
- **Turntable**
- **Welder in Nissen hut**
- **Road vehicles**

Operations

DCC (Direct digital control):

- **Drive trains, not tracks**
- **Add in sounds**
- **Two or more trains on one track**
- **Step towards computer controlled, fully automatic operation**

Our mission

To open every Saturday, Sunday and Monday a large, permanent, OO-scale model railway in Markeaton Park, Derby, for the general public to enjoy.



Have we achieved it?

Yes, but.....

There is still much more to do!

- **Extend auto operation**
- **Join up the top of the incline**
- **Finish rewiring the main layouts**
- **Make best advantage of DCC**

What can you do?

- Visit www.famoustrains.org.uk
- Become a member (only £24 a year!)
- Tell people about us
- Sponsor a model train, or something else



What can you do?

Join us:

- Be part of our vision
- Members get useful discounts at some local outlets
- e.g. the FT shop and Malc's Models offer members 20% off!
- Orangery café discount!



Famous Trains model railway

What can you do?

- Operate trains for our visitors to enjoy
- Help us maintain and develop our trains
- Work with us on detailing the scenic parts of our model railways
- Help us with automation
- Come to our building and let us have your ideas



Famous Trains model railway

Contact us

07813 795245

Facebook/Famous Trains

**Come to our building when we are
open – Saturdays, Sundays, Mondays
all year round, 11am to 4pm**